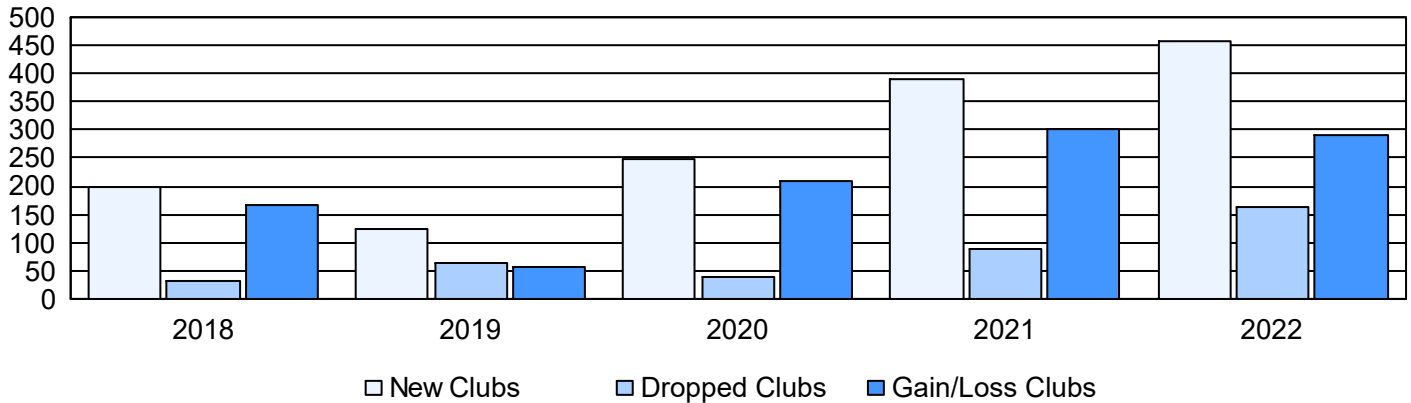
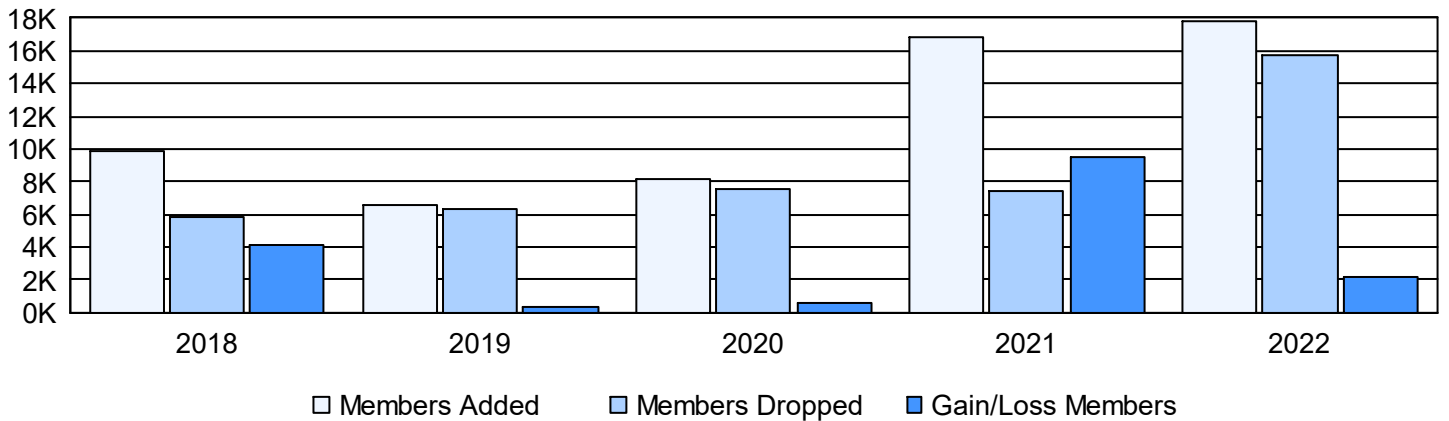


Year	New Clubs	Dropped Clubs	Gain/ Loss Clubs	New Members	Charter Members	Reinstate Members	Transfer Members	Total Member Added	Total Members Dropped	Gain/ Loss Members
2017-2018	199	31	168	4,524	5,044	289	60	9,917	5,786	4,131
2018-2019	123	64	59	2,864	3,457	225	36	6,582	6,289	293
2019-2020	249	40	209	2,298	5,654	195	29	8,176	7,583	593
2020-2021	389	88	301	7,061	9,534	227	52	16,874	7,376	9,498
2021-2022	455	165	290	6,471	10,948	310	97	17,826	15,674	2,152
<b>Average</b>	<b>283</b>	<b>78</b>	<b>205</b>	<b>4,644</b>	<b>6,927</b>	<b>249</b>	<b>55</b>	<b>11,875</b>	<b>8,542</b>	<b>3,333</b>

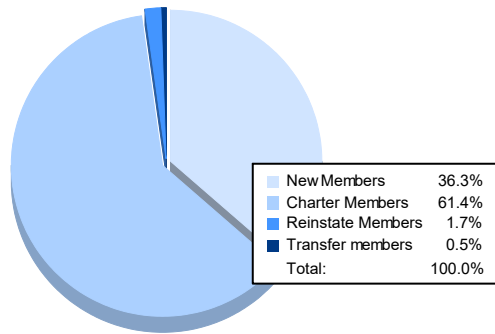
### Clubs



### Members



### Membership Composition June 2022 Cumulative



### Gender Composition June 2022 Cumulative

